

# Individual Financial Statements of Raiffeisen Centrobank AG as at 31 December 2013 according to the Austrian Banking Act

The addition of rounded numbers using automated systems, as was done for this report, may result in minor differences in amounts.

The changes indicated in per cent refer to the actual amounts and not the rounded amounts shown in this report.

## Balance sheet as at December 31, 2013

Assets	31/12/2013 €	31/12/2013 €	31/12/2012 in € thousand	31/12/2012 in € thousand
1. Cash in hand and deposits with central banks		4,336,858.96		5,523
2. Bonds and notes issued by public bodies eligible for refinancing with central banks bonds and notes issued by public bodies and similar securities		32,454,189.04		35,983
3. Loans and advances to credit institutions				
a) payable on demand	102,260,954.35		129,160	
b) other loans and advances	1,218,080,621.93	1,320,341,576.28	1,109,004	1,238,164
4. Loans and advances to customers		141,288,614.35		135,940
5. Bonds, notes and other fixed-interest securities				
a) issued by public bodies	9,769,507.70		12,907	
b) issued by other borrowers	330,349,324.96	340,118,832.66	475,181	488,088
6. Shares and other variable-yield securities		501,753,622.44		492,702
7. Equity participations		5,137,370.67		5,154
8. Shares in affiliated companies		8,911,516.79		8,911
9. Intangible fixed assets		204,600.00		326
10. Tangible fixed assets		15,356,251.64		16,076
thereof land and buildings used by the credit institution for own purposes: € 12,218,767.92 previous year: € 12,512 thousand				
11. Other assets		127,825,748.76		169,660
12. Prepayments and other deferrals		1,713,847.92		1,441
<b>Total assets</b>		<b>2,499,443,029.51</b>		<b>2,597,968</b>
<b>Off-balance sheet items</b>				
1. Foreign assets		706,717,092.01		626,866

<b>Equity and liabilities</b>	<b>31/12/2013</b>	<b>31/12/2013</b>	<b>31/12/2012</b>	<b>31/12/2012</b>
	<b>€</b>	<b>€</b>	<b>in € thousand</b>	<b>in € thousand</b>
1. Liabilities to credit institutions				
a) repayable on demand	13,752,260.81		7,120	
b) with agreed maturity dates or periods of notice	97,911,140.93	111,663,401.74	148,138	155,258
2. Liabilities to customers				
a) repayable on demand	121,410,315.56		122,247	
b) with agreed maturity dates or periods of notice	10,064,825.30	131,475,140.86	26,735	148,982
3. Securitised liabilities (other securitised liabilities)		676,673,971.11		768,303
4. Other liabilities		1,451,614,070.43		1,378,558
5. Accruals and deferred items		194,337.93		185
6. Provisions				
a) for severance payments	4,238,109.95		5,016	
b) for retirement benefits	462,473.96		449	
c) other provisions	15,376,309.23	20,076,893.14	15,711	21,176
7. Subordinated liabilities		0.00		20,516
8. Subscribed capital		47,598,850.00		47,599
9. Capital reserves (committed)		6,651,420.71		6,651
10. Retained earnings				
a) legal reserve	1,030,936.83		1,031	
b) other reserves	20,500,000.00	21,530,936.83	9,500	10,531
11. Liability reserve pursuant to Article 23 para 6 Austrian Banking Act		13,538,860.00		13,539
12. Net profit for the year		18,425,146.76		26,670
<b>Total equity and liabilities</b>		<b>2,499,443,029.51</b>		<b>2,597,968</b>
<b>Off-balance sheet items</b>				
1. Contingent liabilities arising from guarantees and assets pledged as collateral security		695,536.88		1,152
2. Credit risks		33,089,534.11		22,694
3. Commitments arising from fiduciary business transactions		7,091,124.47		7,091
4. Eligible own funds pursuant to Article 23 para 14 Austrian Banking Act		89,115,467.54		97,994
5. Own funds requirement pursuant to Article 22 para 1 Austrian Banking Act thereof: own funds requirement pursuant to Article 22 para 1 nos. 1, and 4 Austrian Banking Act: € 27,203,000.00, previous year: € 26,542 thousand		57,435,000.00		61,199
6. Foreign equity and liabilities		225,665,734.49		216,793

## Income statement for the 2013 financial year

	2013 €	2013 €	2012 in € thousand	2012 in € thousand
1. Interest and interest-like income		12,485,269.74		16,733
thereof fixed-interest securities	4,424,907.16		6,122	
2. Interest and interest-like expenses		(16,954,297.36)		(14,039)
<b>I. Net interest income</b>		<b>(4,469,027.62)</b>		<b>2,694</b>
3. Income from securities and financial investments				
a) Income from shares, share rights and other variable-yield securities	14,312,595.93		11,921	
b) Income from shares in affiliated companies	5,403,655.37	19,716,251.30	4,240	16,161
4. Fee and commission income		30,516,437.95		27,137
5. Fee and commission expenses		(19,704,581.12)		(18,869)
6. Net profit on financial trading activities		40,404,588.54		41,994
7. Other operating income		3,598,143.95		1,372
<b>II. Operating income</b>		<b>70,061,813.00</b>		<b>70,489</b>
8. General administrative expenses		(45,301,204.62)		(46,336)
a) staff expenses				
aa) wages and salaries	21,984,484.58		24,016	
bb) expenses for statutory social contributions and compulsory contributions related to wages and salaries	4,855,181.31		4,970	
cc) other social expenses	519,246.28		435	
dd) expenses for pensions and assistance	675,226.85		695	
ee) provisions for retirement benefits	2,650.23		303	
ff) expenses for severance payments and contributions to severance funds	647,087.34		1,831	
	28,683,876.59		32,250	
b) other administrative expenses	16,617,328.03		14,085	
9. Value adjustments on asset items 8 and 9		(1,754,232.58)		(1,930)
10. Other operating expenses		(728,312.94)		(1,696)
<b>III. Operating expenses</b>		<b>(47,783,750.14)</b>		<b>(49,962)</b>
<b>IV. Operating result</b>		<b>22,278,062.86</b>		<b>20,527</b>

	2013 €	2013 €	2012 in € thousand	2012 in € thousand
<b>IV. Operating result (= amount carried forward)</b>		<b>22.278.062,86</b>		<b>20.527</b>
11. Loans loss provisions and expenditures arising from the valuation of loans and advances and disposal of securities held as other current assets		(341,045.59)		(630)
12. Income arising from the valuation of loans and advances and disposal of securities held as other current assets		17,735.37		197
13. Expenditures arising from the valuation of interests and shares in affiliated companies held as financial investments		(297,893.94)		0
<b>V. Result on ordinary activities</b>		<b>21,656,858.70</b>		<b>20,094</b>
14. Income taxes (thereof passed on from parent company: € 767,845.42 (previous year: € 867 thousand)		(1.963.935,83)		(1.492)
15. Other taxes unless included in item 14		(3,182,749.65)		(2,851)
<b>VI. Net income for the year</b>		<b>16,510,173.22</b>		<b>15,751</b>
16. Allocation to retained earnings		(11,000,000.00)		0
<b>VII. Profit for the year</b>		<b>5,510,173.22</b>		<b>15,751</b>
17. Profit carried forward		12,914,973.54		10,919
<b>VIII. Net profit for the year</b>		<b>18,425,146.76</b>		<b>26,670</b>

## Development of Fixed Assets in the 2013 Financial Year

Amounts in €	Cost of acquisition Balance as at 1/1/2013	Cost of acquisition Additions	Cost of acquisition Disposals
<b>I. Intangible fixed assets</b>			
Software licenses	3,673,782.63	127,430.22	0.00
<b>II. Tangible fixed assets</b>			
1. Land and buildings used by the credit institution for own purposes thereof value of property: € 3,066,200.92; previous year: € 3,066 thousand	14,789,785.11	0.00	0.00
2. Office furniture and equipment	17,469,874.76	786,878.36	63,267.69
	<b>32,259,659.87</b>	<b>786,878.36</b>	<b>63,267.69</b>
<b>III. Financial investments</b>			
1. Shares in affiliated companies thereof in credit institutions: € 0.00	9,450,702.79	0.00	0.00
2. Equity participations thereof credit institutions: € 0.00	5,154,405.61	2,295.00	0.00
	<b>14,605,108.40</b>	<b>2,295.00</b>	<b>0.00</b>
<b>Total</b>	<b>50,538,550.90</b>	<b>916,603.58</b>	<b>63,267.69</b>

Cost of acquisition Balance as at 31/12/2013	Accumulated depreciation	Carrying amount 31/12/2013	Carrying amount 31/12/2012	Depreciation in the financial year 2013
3,801,212.85	3,596,612.85	204,600.00	326,117.00	248,947.22
14,789,785.11	2,571,017.19	12,218,767.92	12,511,858.92	293,091.00
18,193,485.43	15,056,001.71	3,137,483.72	3,563,938.72	1,212,194.36
<b>32,983,270.54</b>	<b>17,627,018.90</b>	<b>15,356,251.64</b>	<b>16,075,797.64</b>	<b>1,505,285.36</b>
9,450,702.79	539,186.00	8,911,516.79	8,911,516.79	0.00
5,156,700.61	19,329.94	5,137,370.67	5,153,969.61	18,893.94
<b>14,607,403.40</b>	<b>558,515.94</b>	<b>14,048,887.46</b>	<b>14,065,486.40</b>	<b>18,893.94</b>
<b>51,391,886.79</b>	<b>21,782,147.69</b>	<b>29,609,739.10</b>	<b>30,467,401.04</b>	<b>1,773,126.52</b>

# Financial Statements as at December 31, 2013

## Notes

### A. Accounting Policies

#### General principles

The financial statements of Raiffeisen Centrobank for the 2013 financial year have been prepared in accordance with the general accounting principles stipulated in the Austrian Commercial Code and the specific sectoral regulations as specified by the Austrian Banking Act. The balance sheet and the income statement have been structured according to Appendix 2 of the forms contained in Article 43 Austrian Banking Act.

No changes in the accounting and valuation methods have been made compared to the 2012 financial statements.

#### Foreign currency translation

Assets and liabilities denominated in foreign currencies are reported at the middle rates of exchanges fixed by the European Central Bank on the balance sheet date. Amounts denominated in currencies for which the European Central Bank published no rates are converted at the middle rates of exchange published by Raiffeisen Bank International AG on the balance sheet date.

Currency futures and options transactions in foreign currencies are capitalized at the forward exchange rates. Any differences in rates resulting from currency conversion are reported as a profit or loss in the income statement.

#### Trading portfolio – valuation of securities, futures and options

A daily market price system is applied for the valuation of securities held for trading purposes or as other current assets.

In terms of securities held for trading purposes or as other current assets, the company's portfolio of shares in publicly-listed companies as well as fixed-interest securities is reported at the share price prevailing on the balance sheet date. If no quotes or share prices are available the value is determined by means of valuation models.

Certificates acquired based on an equity-based or index-based performance are valued with the share prices prevailing on the balance sheet date, and if no share prices are available, with the assistance of valuation models to illustrate stochastic development processes.

Bonds issued by borrowers from Eastern European markets as well as shares issued by Eastern European companies held by the company for trading purposes are valued at the market rates announced by other credit institutions and brokers, or as quoted by Reuters, or valuation models, provided that share prices for these securities are not available or do not provide sufficient information. If no such market rates are available, prices for primary financial instruments are calculated on the basis of the net present value method. This method is based on an interest rate curve which comprises money market, futures and swap rates without spreads. In order to determine the value of unlisted bank bonds depreciation or parameter adjustments are considered to reflect market liquidity risks within these evaluation methods.

Options on securities of publicly-listed companies and options on security indices (i.e. purchased and sold calls and puts, primarily OeTOB and EU-RFX options) as well as futures held for trading purposes are valued according to the market prices prevailing on the balance sheet date.

Various models are used for the valuation of OTC options, depending on the type of option. For plain-vanilla options (American and European style), the Black-Scholes model and the binomial pricing model according to Cox-Ross-Rubinstein are applied. The Curran approximation is applied to Asian options, whereas barrier options use Heynen-Kat and spread options rely on the Kirk model.

#### Loans and advances to credit institutions and customers

Loans and advances to credit institutions and customers are shown at their nominal value. Individual loan loss provisions are made in the case of an identifiable recognizable risk of default on the part of borrowers.

#### Equity participations and shares in affiliated companies

Equity participations and shares in affiliated companies are principally capitalized according to the principle of "going concern" (the ability to continue functioning as a business entity) at their cost of acquisition. Depreciation is carried out when, in all probability, permanent impairment has taken place.

#### Intangible and tangible fixed assets

The valuation of intangible and tangible fixed assets (i.e. land and buildings, office furniture and equipment as well as other tangible fixed assets) is carried out at the cost of acquisition less their scheduled, linear depreciation.

Depreciation rates applied are 33.3% and 14.3% p.a. for intangible fixed assets, 2.5% and 10.0% p.a. for immovable fixed assets, and 10% - 33% for movable fixed assets. A full year's depreciation is taken in the case of additions made during the first half of the financial year, whereas half-year depreciation applies to additions in the second half of the financial year. Low value assets (cost of acquisition per item less than € 0.4 thousand) are fully depreciated in the year of acquisition.

#### Liabilities to credit institutions and customers

Liabilities to credit institutions and customers are reported at the amount of repayment, taking into consideration the principle of financial prudence.

#### Securitized liabilities

Securitized liabilities (the majority of which are structured capital guaranteed bonds, whose rate of interest depends on the share price or share price index performance) are valued according to the present value method, or according to common option value methods for the option component.

#### Provisions for severance payments

The provisions for severance payments are designed to fulfill legal demands, as well as those arising from individual or collective contractual agreements. Provisions are calculated in accordance with the guidelines specified by IAS 19, applying the Projected Unit Credit Method and assuming a calculatory interest rate of 3.5% (previous year: 3.5%), as well as an unchanged annual salary increase amounting to 3.0%.

The AVÖ (Austrian actuaries' association) 2008-P-basis for calculating retirement pension insurances – Pagler & Pagler for salaried employees was taken as biometric basis for calculation. The underlying presumption is a decreasing fluctuation rate in connection with the earliest possible retire-



ment date, at the age of 60 for women and 65 for men, taking into account the changes to Austria's General Social Security Law in accordance to the Budgetary Amendment 2003. The premium reserve amounts to 67.12% of the statistical termination benefit obligations on the balance sheet date.

#### Provisions for retirement benefits

Provisions for retirement benefits are calculated in accordance with the guidelines specified by IAS 19, applying the Projected Unit Credit Method and assuming a calculatory interest rate of 3.5% (previous year: 3.5%), an unchanged 2.0% increase in the probable profit sharing rate, and a retirement age of 65 years. The AVÖ (Austrian actuaries' association) 2008-P-basis for calculating retirement pension insurances - Pagler & Pagler for salaried employees was taken as biometric basis for calculation.

The premium reserve for of the pension plan reinsurance concluded for future beneficiaries is reported as "Other assets".

#### Other provisions

Other provisions have been made according to expected demands. They comprise identifiable risks and liabilities, the extent of which has not yet been determined.

## B. Notes to the Financial Statements

### I. Cash in hand and deposits with central banks

The balance sheet item A 1, which encompasses cash in hand and deposits with the Austrian National Bank, is reported as € 4.337 thousand (31/12/2012: € 5.523 thousand). Prevailing regulations pertaining to liquidity and minimum reserves were observed.

## II. Loans and advances

### II.1. Classification of loans and advances other than those payable on demand according to their term to maturity

as at 31/12/2013 in € thousand	0-3 months	3-12 months	1-5 years	>5 years	Total
Bonds and notes issued by public bodies	471	0	0	31,984	32,454
Loans and advances to credit institutions	310,866	95,551	741,252	70,411	1,218,081
Loans and advances to customers	7,724	13,805	18,920	15,519	55,968
Bonds, notes and other fixed-interest securities	24,997	96,853	211,932	6,336	340,119
Shares and other variable-yield securities	3,523	17,924	138,235	0	159,681
	<b>347,581</b>	<b>224,133</b>	<b>1,110,339</b>	<b>124,250</b>	<b>1,806,303</b>

### Comparative figures as at 31/12/2012

as at 31/12/2012 in € thousand	0-3 months	3-12 months	1-5 years	>5 years	Total
Bonds and notes issued by public bodies	0	0	0	35,983	35,983
Loans and advances to credit institutions	23,722	578,942	495,840	10,500	1,109,004
Loans and advances to customers	6,229	614	26,228	11,644	44,715
Bonds, notes and other fixed-interest securities	89,274	102,754	290,056	6,004	488,088
Shares and other variable-yield securities	93,759	33,322	156,574	0	283,655
	<b>212,984</b>	<b>715,633</b>	<b>968,698</b>	<b>64,131</b>	<b>1,961,446</b>

## II.2. Loans and advances to affiliated companies and equity participations

as at 31/12/2013 in € thousand	Loans and advances to affiliated companies (direct/indirect > 50%)	Loans and advances to equity participations in which Raiffeisen Centrobank has a direct shareholding (< 50%)
Loans and advances to credit institutions	1,192,617	0
Loans and advances to customers	37,498	514
Bonds, notes and other fixed-interest securities	277,999	0
Shares and other variable-yield securities	140,401	0
Other assets	56,858	9
	<b>1,705,373</b>	<b>523</b>

### Comparative figures as at 31/12/2012

as at 31/12/2012 in € thousand	Loans and advances to affiliated companies (direct/indirect > 50%)	Loans and advances to equity participations in which Raiffeisen Centrobank has a direct shareholding (< 50%)
Loans and advances to credit institutions	1,076,150	0
Loans and advances to customers	45,359	514
Bonds, notes and other fixed-interest securities	428,147	0
Shares and other variable-yield securities	218,511	0
Other assets	54,194	9
	<b>1,822,361</b>	<b>523</b>

## III. Securities

### Figures supplied pursuant to Article 64 para 1 no 10 and 11 Austrian Banking Act

as at 31/12/2013 in € thousand	Unlisted	Listed	Total	Valued at market price
Bonds and notes issued by public bodies, A2	0	32,454	32,454	32,454
Bonds, notes and other fixed-interest securities, A5	0	340,119	340,119	340,119
Shares and other variable-yield securities, A6	145,312	356,441	501,754	501,754
Equity participations, A7	5,137	0	5,137	x
Shares in affiliated companies, A8	8,912	0	8,912	x

### Comparative figures as at 31/12/2012

as at 31/12/2012 <sup>1</sup> in € thousand	Unlisted	Listed	Total	Valued at market price
Bonds and notes issued by public bodies, A2	0	35,983	35,983	35,983
Bonds, notes and other fixed-interest securities, A5	0	488,088	488,088	488,088
Shares and other variable-yield securities, A6	205,996	286,705	492,702	492,702
Equity participations, A7	5,154	0	5,154	x
Shares in affiliated companies, A8	8,912	0	8,912	x

<sup>1</sup> Adjustment of previous year data

The fair value of securities held as other current assets exceeded the acquisition costs by € 46 thousand as at December 31, 2013 (31/12/2012: € 17 thousand).

As at December 31, 2013 balance sheet items A 2 and A 5 include fixed-interest securities amounting to € 372,573 thousand (31/12/2012 balance sheet item A 2 and A 5: € 524,071 thousand) of which € 121,541 thousand (31/12/2012: € 192,028 thousand) will fall due in the forthcoming year.

Balance sheet items A 7 and A 8 were valued according to the moderate lower of cost or market principle.

#### IV. Equity participations and shares in affiliated companies

The following list contains information on companies in which the bank directly held a minimum 20% shareholding on the balance sheet date.

##### Figures as at 31/12/2013

in € thousand Name Domicile	Shareholding in %	Equity	Annual results 2013
1 Centrottrade Holding AG Vienna	100	5,709*)	2,572*)
2 Centrottrade Chemicals AG Zug	100	6,839	(123)
3 Raiffeisen Investment Advisory GmbH**) Vienna	100	2,009*)	1,390*)
4 Centro Asset Management Ltd. Jersey	100	163*)	152*)
5 Syrena Immobilien Holding AG Spittal/Drau	21	29,550	75

\*) unaudited figures

\*\*) formerly Raiffeisen Investment AG

##### Comparative figures as at 31/12/2012

in € thousand Name Domicile	Shareholding in %	Equity	Annual results 2012
1 Centrottrade Holding AG Vienna	100	6,636*)	3,042*)
2 Centrottrade Chemicals AG Zug	100	8,285	174
3 Raiffeisen Investment Advisory GmbH**) Vienna	100	669*)	(500)*)
4 Centro Asset Management Ltd. Jersey	100	1,010*)	293*)
5 Syrena Immobilien Holding AG Spittal/Drau	21	29,475*)	140*)

\*) unaudited figures

\*\*) formerly Raiffeisen Investment AG

#### V. Fixed assets

The composition and development of fixed assets is contained in the table outlining the development of fixed assets.

#### VI. Other assets

Balance sheet item A 11 "Other assets" amounting to € 127,826 thousand (31/12/2012: € 169,660 thousand) primarily refers to purchase contracts from trading in derivative financial instruments reported at fair value as at 31/12/2013 in the amount of € 118,380 thousand (31/12/2012: € 157,072 thousand) as well as loans and advances on tax authorities of € 1,355 thousand (31/12/2012: € 545 thousand).

## VII. Liabilities

### VII.1. Classification of liabilities other than those repayable on demand according to their term to maturity

as at 31/12/2013 in € thousand	0-3 months	3-12 months	1-5 years	> 5 years	Total
Liabilities to credit institutions	97,911	0	0	0	97,911
Liabilities to customers	1,612	8,452	0	0	10,065
Securitized liabilities	38,987	95,938	482,102	59,647	676,674
	<b>138,510</b>	<b>104,390</b>	<b>482,102</b>	<b>59,647</b>	<b>784,650</b>

### Comparative figures as at 31/12/2012

as at 31/12/2012 in € thousand	0-3 months	3-12 months	1-5 years	> 5 years	Total
Liabilities to credit institutions	148,138	0	0	0	148,138
Liabilities to customers	15,373	11,362	0	0	26,735
Securitized liabilities	98,370	138,533	525,456	5,944	768,303
	<b>261,881</b>	<b>149,895</b>	<b>525,456</b>	<b>5,944</b>	<b>943,176</b>

### VII.2. Liabilities to affiliated companies and equity participations

as at 31/12/2013 in € thousand	Liabilities to affiliated companies (direct/indirect > 50%)	Liabilities to equity participations in which Raiffeisen Centrobank has a direct shareholding (< 50%)
Liabilities to credit institutions	79,426	0
Liabilities to customers	11,667	0
Other liabilities	29,344	0
	<b>120,437</b>	<b>0</b>

### Comparative figures as at 31/12/2012

as at 31/12/2012 in € thousand	Liabilities to affiliated companies (direct/indirect > 50%)	Liabilities to equity participations in which Raiffeisen Centrobank has a direct shareholding (< 50%)
Liabilities to credit institutions	64,498	0
Liabilities to customers	12,826	0
Other liabilities	34,842	0
	<b>112,166</b>	<b>0</b>

### VII.3. Securitized liabilities

The balance sheet item P 3 contains own issues totaling € 134,925 thousand (31/12/2012: € 236,904 thousand), which will fall due in the course of 2014.

### VII.4. Other liabilities

The balance sheet item P 4 "Other liabilities" amounting to € 1,451,614 thousand (31/12/2012: € 1,378,558 thousand) primarily refers to liabilities reported at fair value as well as premiums received from trading in securities and derivative financial instruments of € 1,442,430 thousand (31/12/2012: € 1,370,246 thousand).

### VII.5. Subordinated liabilities

Subordinated liabilities refer to a subordinated bond amounting to € 20,000 thousand issued in 2008 to strengthen the own funds of Raiffeisen Centrobank pursuant to Supervisory Board requirements. Further to the repurchase of the subordinated bond from Raiffeisen Malta Bank plc, Sliema, in December 2013 the item amounts to € 0 thousand.

### VIII. Share capital

The share capital is comprised of 655,000 no-par-value shares.

The shares in Raiffeisen Centrobank are owned by the following companies:

	%	Shares
RBI IB Beteiligungs GmbH, Vienna	100.00	654,999
Lexus Services Holding GmbH, Vienna	0.00	1
	<b>100.00</b>	<b>655,000</b>

### IX. Provisions

#### Other provisions

The balance sheet item P6 c) "Other provisions" amounting to € 15,377 thousand (31/12/2012: € 15,711 thousand) includes the following:

in € thousand	31/12/2013	31/12/2012
Bonuses	4,412	6,195
Litigation risks	3,526	3,247
Overdue vacation	1,556	1,593
Legal, auditing and consulting expenses	452	469
Provisions for credit risks	968	630
Provisions for the Securities Trading & Sales Department	238	264
Provisions for M&A projects	812	1,408
Provisions for outstanding invoices	758	777
Provisions for charged costs for Executive Board members	2,451	734
Management fees	94	83
Sundry	110	311
<b>Total</b>	<b>15,377</b>	<b>15,711</b>

### X. Obligations arising from the use of tangible fixed assets not recognized in the balance sheet

The rental and leasing expenses during the period under review amounted to € 944 thousand (31/12/2012: € 1,068 thousand), thereof € 257 thousand (31/12/2012: € 245 thousand) to affiliated companies. For the 2014 financial year, rental costs are expected to total € 1,123 thousand and 5,617 thousand for the 2014-2018 financial years, of which the rental costs to affiliated companies will total € 258 thousand and € 1,291 thousand, respectively.

### XI. Supplementary data

#### Assets and liabilities in foreign currencies

The following amounts are contained in the balance sheet in foreign currencies:

Current value in € thousand	31/12/2013	31/12/2012
Assets	507,128	460,386
Liabilities	430,487	348,271

### Volume of securities trading book pursuant to Article 22 n-q Austrian Banking Act<sup>1</sup>

As at the balance sheet date the securities trading book was made up as follows:

Volumen	31.12.2013	31.12.2012 <sup>1</sup>
Securities	3,153,900	3,338,770
Other financial instruments	3,933,572	3,763,060
<b>Total</b>	<b>7,087,472</b>	<b>7,101,831</b>

<sup>1</sup> The chart is in line with the reporting requirements Ona of the Austrian National Bank

### Unsettled futures and options contracts according to the VERA scheme<sup>1</sup>

At the balance sheet date, the following futures and options transactions (banking and trading book) had not yet been settled:

in € thousand	31/12/2013	31/12/2012 <sup>2</sup>
<b>Purchase contracts</b>		
Interest rate futures	5,000	0
Currency and interest rate swaps in a single currency	10,673	20,760
Options on interest-rate instruments	200	500
Forward exchange contracts/gold contracts	61,404	43,084
Futures in asset values	1,618	0
Index future contracts	600,857	649,499
Options on asset values and equity index options	674,804	785,482
Precious metals and commodity future contracts	17,863	24,481
Commodity options	48,071	49,880
Other forward transactions, future contracts, options and similar transactions	35,762	38,949

in € thousand	31/12/2013	31/12/2012
<b>Sales contracts</b>		
Interest rate futures	36,000	55,600
Currency and interest rate swaps in a single currency	10,673	20,760
Forward exchange contracts/gold contracts	83,083	51,338
Futures in asset values	375	0
Index future contracts	159,997	161,150
Options on asset values and equity index options	2,035,835	1,680,581
Precious metals and commodity future contracts	0	328
Commodity options	252,045	213,013

<sup>1</sup> The chart is in line with the reporting guidelines VERA of the Austrian National Bank (Part A.1a unconsolidated statement of assets)

<sup>2</sup> Adjustment of previous year data

### Securities trading book

A securities trading book is maintained pursuant to Article 22 o of the Austrian Banking Act. On the balance sheet date the trading volume at fair values (derivatives on shares, commodities, precious metals and gold with delta values) amounts to:

in € thousand	31/12/2013	31/12/2012 <sup>1</sup>
Shares/ mutual funds	(168,743)	(304,298)
Listed options	(21,485)	(6,100)
Futures	433,542	466,186
Warrants/ certificates	(516,744)	(423,394)
OTC options	307,027	73,711
Purchased bonds	1,530,651	1,811,629
Issued guarantee bonds	(676,501)	(767,099)
<b>Total</b>	<b>887,747</b>	<b>850,635</b>

<sup>1</sup> Adjustment of previous year data

### Data on transactions with derivative financial instruments

Stock market trading in derivative financial instruments focuses on equities and equity/index futures and options. The financial instruments issued by Raiffeisen Centrobank can be classified as warrants, certificates mainly on equities and equity indices (Turbo, Discount, Bonus and Open-End Certificates), and guarantee bonds with a payment structure related to equity or equity indices.

Listed derivatives are reported in the balance sheet at the listed market price. Unlisted derivatives are reported in the balance sheet with synthetic market prices. In both cases, adjustments in value are recognized through profit or loss in the income statement. The synthetic market prices are determined according to the bank's own evaluation methods, which are examined and approved by the risk management teams and which are based on recognized option-theoretical models.

For plain vanilla options (American and European style), the Black-Scholes model and the binomial pricing model according to Cox-Ross-Rubinstein are applied. The Curran approximation is applied to Asian options, whereas barrier options use Heynen-Kat and spread options rely on the Kirk model.

The volume of derivative financial instruments in the banking book relates to an OTC product to hedge interest rate risks and to FX forwards to hedge currency risks. FX forward transactions are primarily concluded to hedge currency risks of the commodity trading subsidiaries. The transactions are valued at fair value applying observable market parameter. Currency derivatives as at 31 December 2013 come up to a fair value of € 118 thousand (31/12/2012: € 37 thousand).

The underlying transaction in an interest rate derivative are loans and advances to customers and liabilities to credit institutions. The derivative is recognized in the balance sheet as valuation unit with the hedged item at acquisition costs. The interest rate hedge has been concluded until the underlying transaction matures in 2016. The effectiveness of the hedge relations is determined according to the "critical term match". No provision for losses was made, neither on 31 December 2013 nor on 31 December 2012, due to the effectiveness of the hedge relation. The fair value as at 31 December 2013 came up to minus € 221 thousand (31/12/2012: minus € 397 thousand).

Volumes of derivative financial transactions according to the VERA scheme<sup>1</sup> are as follows:

in € thousand 31/12/2013	Nominal amount		Positive fair value		Negative fair value	
	Banking book	Trading book	Banking book	Trading book	Banking book	Trading book
<b>1. Interest rate contracts</b>	<b>9,343</b>	<b>53,204</b>	<b>(221)</b>	<b>6,265</b>	<b>222</b>	<b>50,058</b>
<b>1.1. OTC products</b>	<b>9,343</b>	<b>12,204</b>	<b>(221)</b>	<b>43</b>	<b>222</b>	<b>(43)</b>
Interest rate swaps	9,143	12,204	(222)	43	222	(43)
Options on interest-rate instruments	200	0	1	0	0	0
<b>1.2. Products traded on stock exchange</b>	<b>0</b>	<b>41,000</b>	<b>0</b>	<b>6,222</b>	<b>0</b>	<b>50,101</b>
Interest rate futures	0	41,000	0	6,222	0	50,101
<b>2. Foreign exchange contracts</b>	<b>89,534</b>	<b>54,957</b>	<b>118</b>	<b>16,573</b>	<b>(118)</b>	<b>25,044</b>
<b>2.1. OTC products</b>	<b>89,534</b>	<b>11,835</b>	<b>118</b>	<b>0</b>	<b>(118)</b>	<b>2,660</b>
Forward exchange contracts	89,534	0	118	0	(118)	0
Gold contracts	0	11,835	0	0	0	2,660
<b>2.2. Products traded on stock exchange</b>	<b>0</b>	<b>43,122</b>	<b>0</b>	<b>16,573</b>	<b>0</b>	<b>22,384</b>
Forward exchange contracts	0	16,566	0	16,566	0	0
Currency futures/Gold contracts	0	26,556	0	7	0	22,384
<b>3. Equity contracts</b>	<b>0</b>	<b>3,827,222</b>	<b>0</b>	<b>721,339</b>	<b>0</b>	<b>1,101,183</b>
<b>3.1. OTC products</b>	<b>0</b>	<b>1,500,679</b>	<b>0</b>	<b>87,803</b>	<b>0</b>	<b>73,230</b>
Equity-/index-based options - purchased	0	537,301	0	87,254	0	0
Equity-/index-based options - sold	0	927,616	0	0	0	73,230
Other equity-based contracts	0	35,762	0	549	0	0
<b>3.2. Products traded on stock exchange</b>	<b>0</b>	<b>2,326,543</b>	<b>0</b>	<b>633,536</b>	<b>0</b>	<b>1,027,954</b>
Share and other equity/ index options and future contracts	0	1,960,395	0	612,691	0	854,592
Commodities/precious metals	0	317,979	0	20,845	0	122,624
Certificates (Reverse Convertibles)	0	48,170	0	0	0	50,738
<b>Total OTC products</b>	<b>98,877</b>	<b>1,524,718</b>	<b>(103)</b>	<b>87,846</b>	<b>104</b>	<b>75,847</b>
<b>Total listed products</b>	<b>0</b>	<b>2,410,665</b>	<b>0</b>	<b>656,331</b>	<b>0</b>	<b>1,100,439</b>
<b>Total</b>	<b>98,877</b>	<b>3,935,383</b>	<b>(103)</b>	<b>744,177</b>	<b>104</b>	<b>1,176,286</b>

<sup>1</sup> The chart is in line with the reporting guidelines VERA of the Austrian National Bank (Part A 1a unconsolidated statement of assets)

## C. Notes to the Income Statement

### I. Interest and similar income

in € thousand	2013	2012
for liabilities to credit institutions	1,128	4,788
for liabilities to customers	3,573	3,272
for securitized liabilities	7,784	8,673
	<b>12,485</b>	<b>16,733</b>

### II. Interest and similar expenses

in € thousand	2013	2012
for liabilities to credit institutions	(1,998)	(1,679)
for liabilities to customers	(147)	(508)
for securitized liabilities	(14,809)	(11,852)
	<b>(16,954)</b>	<b>(14,039)</b>

Interest and similar expenses are mainly related to coupon payments for structured products. The increase compared to the previous year is attributable to an average rise in the issue of structured products with coupon payments. The liquidity derived from issues is primarily invested into tradable money market deposits without current coupons which are included in the trading book. The result from tradable money market deposits included in the trading book is shown in net profit on financial trading activities.

Interest and similar expenses for coupon payments for structured products to which the negative net interest income is primarily attributable to are offset by a positive valuation result from tradable money market deposits in the net profit on financial trading activities.

### III. Fee and commission income

in € thousand	2013	2012
from securities business	13,043	13,568
from M&A transactions	11,931	11,308
from ECM transactions	4,059	709
from credit business	83	173
from payment transactions	227	208
from other banking services	1,174	1,171
	<b>30,516</b>	<b>27,137</b>

### IV. Fee and commission expenses

in € thousand	2013	2012
from securities business	(13,714)	(14,612)
from M&A transactions	(4,333)	(3,140)
from ECM transactions	(543)	(3)
from payment transactions	(218)	(202)
from other banking services	(896)	(912)
	<b>(19,705)</b>	<b>(18,869)</b>



## V. Net profit on financial trading activities

in € thousand	2013	2012
from the valuation and sale of certificates and shares	(8,806)	(94,025)
from the valuation and sale of other options and futures	49,497	135,247
from the valuation of spot and futures positions	(286)	772
	<b>40,405</b>	<b>41,994</b>

## VI. Other operating income

The item includes mainly income from the repurchase of the subordinated bond from Raiffeisen Malta Bank plc, Sliema, in the amount of € 2,000 thousand and income from the release of non-interest bearing provisions in the amount of € 382 thousand.

## VII. General administrative expenses

in € thousand	2013	2012
Office space expenses (maintenance, operation, administration, insurance)	(1,396)	(1,536)
Office supplies, printed matter, literature	(393)	(394)
IT costs	(2,239)	(2,058)
Communication costs	(1,001)	(1,109)
Information services	(3,011)	(2,486)
Car expenses and travelling expenses	(1,085)	(1,061)
Advertising and promotional expenses	(1,218)	(1,194)
Legal, advisory and consultancy services	(1,277)	(1,080)
Contributions to associations	(436)	(658)
Sundry	(4,561)	(2,509)
	<b>(16,617)</b>	<b>(14,085)</b>

The rise in "General administrative expenses" is attributable to costs for Executive Board members charged by Raiffeisen Bank International AG since August 2012.

## VIII. Other operating expenses

"Other operating expenses" amounting to € 728 thousand (31/12/2012: € 1,696 thousand) primarily relates to expenses charged for non-banking transactions in the amount of € 504 thousand.

## IX. Income taxes

Income taxes are comprised of the following:

in € thousand	2013	2012
Group taxation	768	867
Taxes for former periods	33	(18)
Not recognized as foreign withholding tax	1,163	643
	<b>1,964</b>	<b>1,492</b>

## X. Deferred taxes

The bank did not exercise its right to capitalize deferred tax. The capitalizable amount of about € 317 thousand was calculated on the basis of non-deductible expenses for the 2013 financial year and previous years.

## XI. Subordinated capital

Expenses related to subordinated capital amounted to € 336 thousand (31/12/2012: € 559 thousand) for the period under review.

## XII. Expenses for auditing the financial statements

Expenses for auditing the financial statements split into expenses for auditing and for tax consultancy services are contained in the consolidated financial statements.

## D. Other Disclosures

### Contingent liabilities

The breakdown of contingent liabilities arising from guarantees and sureties totaling € 696 thousand (31/12/2012: € 1,152 thousand) consists of the following:

in € thousand	2013	2012
Letters of credit	248	419
Guarantees	448	732
	<b>696</b>	<b>1,152</b>
thereof for affiliated companies	248	419

In accordance with Article 93 Austrian Banking Act, the bank is legally obliged to provide for proportionate deposit insurance as part of its membership in a professional association. Raiffeisen Centrobank AG is a member of the Fachverband der Raiffeisenbanken (professional association of the Raiffeisen Banking Group). This also entails an affiliation with Österreichischen Raiffeisen Einlagensicherung reg, GenmbH., Vienna (the deposit insurance arm of the Raiffeisen Banking Group, registered as a limited liability company). In the financial year the theoretical claim on this insurance is limited to a rate of 1.5% of the assessment basis in accordance with Article 22 para 2 Austrian Banking Act at the balance sheet date, plus the weighted items of the securities trading book, also in accordance with Article 22 Austrian Banking Act. These contingent liabilities are reported at a market value of € 0.07.

### Commitments shown under the balance sheet

Commitments shown under the balance sheet amounting to € 33,090 thousand (31/12/2012: € 22,694 thousand) refer to irrevocable and revocable credit lines and standby facilities.

### Other financial obligations

There is a liability relating to an obligation up to PLN 1,500 thousand (letter of comfort for repayment of a loan to Raiffeisen Investment Polska Sp.z.o.o., Warsaw).

### Other contractual bank guarantee obligations

The following assets were pledged as security for obligations as of December 31, 2013:

Item A 2 Loans and advances to credit institutions

€ 115,912 thousand (31/12/2012: € 122,269 thousand)

Collateral deposited with banks and stock exchanges for the securities and options business

Item A 5 Bonds, notes and other fixed-interest securities

€ 84,156 thousand (31/12/2012: € 104,604 thousand)

Collateral deposited with banks and stock exchanges for the securities and options business

Item A 6 Shares and other variable-yield securities

€ 10,989 thousand (31/12/2012: € 10,900 thousand)

Collateral deposited with banks and stock exchanges for the securities and options business

### Letters of comfort

As at the balance sheet date a non-binding letter of comfort towards an associated company was in existence. No circumstances were known which would have involved a provision for contingent losses.

### Trustee transactions

Trustee transactions not included in the balance sheet refer to one equity participation held in trust.

## Own funds

The own funds of Raiffeisen Centrobank pursuant to Article 23 Austrian Banking Act (Tier 1) are comprised of the following:

in € thousand	31/12/2013	31/12/2012
Subscribed capital	47,599	47,599
Capital reserve	6,651	6,651
Legal reserve	1,031	1,031
Reserve pursuant to Austrian Banking Act	13,539	13,539
Other reserves	20,500	9,500
	<b>89,320</b>	<b>78,320</b>

## Number of staff

	31/12/2013	Annual average	31/12/2012	Annual average
Salaried employees (including Executive Board)	249	249	250	245
thereof part-time	26	27	25	23
Wage employees	10	10	9	10
thereof part-time	5	5	2	1
<b>Total</b>	<b>259</b>	<b>259</b>	<b>259</b>	<b>255</b>

## Advances and loans to members of the Executive Board and Supervisory Board

At the balance sheet date no advances and loans had been granted to members of the Executive Board.

No advances, loans or guarantees were granted to members of the Supervisory Board.

## Expenses for severance payments and retirement benefits

Expenses for severance payments and retirement benefits (including contributions to pension funds and staff retirement benefit plans, as well as provisions for severance payments) amounted to € 607 thousand (2012: € 1,150 thousand) for members of the Executive Board and to € 1,325 thousand (2012: € 1,679 thousand) for other employees. Payment to pension funds came up to € 216 thousand (2012: € 203 thousand).

Remunerations and expenses on severance payments and retirement benefits for members of the Executive Board were borne by Raiffeisen Bank International AG (an affiliated company) and are included as refund in "Other administrative expenses".

Premium paid for reinsurance for retirement benefits amounted to € 0 thousand (2012: € 158 thousand). In the reporting year the income resulting from the increase in the surrender value of the insurance came up to € 11 thousand (2012: € 200 thousand)<sup>1</sup>.

<sup>1</sup> Adjustment of previous year data

**Remuneration for members of the Executive Board and Supervisory Board**

In the 2013 financial year remuneration for four Executive Board members totaled € 2,090 thousand (2012: € 3,163 thousand). As to the remuneration of the Executive Board € 1,785 thousand were charged by Raiffeisen Bank International AG (an affiliated company) and are included in "Other administrative expenses".

Severance payments in the amount of € 500 thousand were paid to Executive Board members in the 2013 reporting year. Unchanged to the previous year in 2013 attending fees in the amount of € 110 thousand were paid to members of the Supervisory Board.

**Group relations**

The company is an affiliated company of Raiffeisen-Landesbanken-Holding GmbH, Vienna, and is integrated in its consolidated financial statements, as well as in the consolidated financial statements of Raiffeisen Bank International AG, Vienna which provides the consolidated financial statements for the least number of companies required.

Raiffeisen Centrobank itself is considered to be a parent company pursuant to Article 30 para 1 Austrian Banking Act. Provisions pertaining to the exempting consolidated financial statements pursuant to Article 245 para 5 Austrian Commercial Code are not applicable, due to the fact that securities issued by the company are traded on an organized stock exchange as stipulated in Article 2 (37) Austrian Banking Act. For this reason, the company draws up its own consolidated financial statements for its subgroup in accordance with International Financial Reporting Standards. These consolidated financial statements are available at the relevant parent company as well as at the Commercial Court of Vienna.

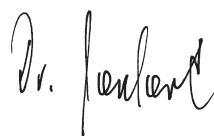
Since December 17, 2008, the company has been a member of the corporate group Raiffeisen Zentralbank Österreich Aktiengesellschaft (RZB) pursuant to Article 9 Austrian Corporation Tax Act. The application submitted by the company to become a group member of the corporate group RZB as of the business year 2008 pursuant to Article 9 Austrian Corporation Tax Act was notified to the financial authorities on December 19, 2008 and was approved by notice on April 22, 2009.

The taxable results of the members of the group are attributed to the parent company. Any tax adjustments between the parent company and the individual members of the corporate group are regulated in the form of a tax allocation agreement.


## Members of the Executive Board, the Supervisory Board and State Commissioners

<b>Executive Board</b>	Eva Marchart Alfred Michael Spiss Gerhard Grund Wilhelm Celeda	Chief Executive Officer Deputy Chief Executive Officer Member of the Executive Board Member of the Executive Board
<b>Supervisory Board</b>	Klemens Breuer Member of the Management Board, Raiffeisen Bank International AG, Vienna	Chairman since 15 July 2013 2nd Deputy Chairman until 15 July 2013
	Walter Rothensteiner Chief Executive Officer, Raiffeisen Zentralbank Österreich AG, Vienna	1st Deputy Chairman
	Karl Sevelda Chief Executive Officer, Raiffeisen Bank International AG, Vienna	2nd Deputy Chairman since 15 July 2013
	Johann Strobl Deputy Chief Executive Officer, Raiffeisen Bank International AG, Vienna and Member of the Management Board, Raiffeisen Zentralbank Österreich AG, Vienna	Member
	Werner Kaltenbrunner Executive Director Raiffeisen Bank International AG, Vienna	Member
	Herbert Stepic Chief Executive Officer, Raiffeisen Bank International AG, Vienna (until 7 June 2013)	Chairman until 15 July 2013
<b>State Commissioners</b>	Alfred Hacker, Tamara Els	


Vienna, April 11, 2014  
The Executive Board



Eva Marchart  
Chief Executive Officer



Gerhard Grund  
Member of the Executive Board



Alfred Michael Spiss  
Deputy Chief Executive Officer



Wilhelm Celeda  
Member of the Executive Board

## Auditor's report

### Report on the Financial Statements

We have audited the accompanying financial statements, including the accounting system, of Raiffeisen Centrobank AG, Vienna, for the fiscal year from 1 January 2013 to 31 December 2013. These financial statements comprise the balance sheet as of 31 December 2013, the income statement for the fiscal year ended 31 December 2013, and the notes.

### Management's Responsibility for the Financial Statements and for the Accounting System

The Company's management is responsible for the accounting system and for the preparation and fair presentation of these financial statements in accordance with Austrian Generally Accepted Accounting Principles. This responsibility includes: designing, implementing and maintaining internal control relevant to the preparation and fair presentation of financial statements that are free from material misstatement, whether due to fraud or error; selecting and applying appropriate accounting policies; and making accounting estimates that are reasonable in the circumstances.

### Auditor's Responsibility and Description of Type and Scope of the Statutory Audit

Our responsibility is to express an opinion on these financial statements based on our audit. We conducted our audit in accordance with laws and regulations applicable in Austria and Austrian Standards on Auditing. Those standards require that we comply with professional guidelines and that we plan and perform the audit to obtain reasonable assurance about whether the financial statements are free from material misstatement.

An audit involves performing procedures to obtain audit evidence about the amounts and disclosures in the financial statements. The procedures selected depend on the auditor's judgment, including the assessment of

the risks of material misstatement of the financial statements, whether due to fraud or error. In making those risk assessments, the auditor considers internal control relevant to the Company's preparation and fair presentation of the financial statements in order to design audit procedures that are appropriate in the circumstances, but not for the purpose of expressing an opinion on the effectiveness of the Company's internal control. An audit also includes evaluating the appropriateness of accounting policies used and the reasonableness of accounting estimates made by management, as well as evaluating the overall presentation of the financial statements.

We believe that the audit evidence we have obtained is sufficient and appropriate to provide a basis for our audit opinion.

### Opinion

Our audit did not give rise to any objections. In our opinion, which is based on the results of our audit, the financial statements comply with legal requirements and give a true and fair view of the financial position of the Company as of 31 December 2013 and of its financial performance for the year from 1 January to 31 December 2013 in accordance with Austrian Generally Accepted Accounting Principles.

### Report on the Management Report

Pursuant to statutory provisions, the management report is to be audited as to whether it is consistent with the financial statements and as to whether the other disclosures are not misleading with respect to the Company's position. The auditor's report also has to contain a statement as to whether the management report is consistent with the financial statements and whether the disclosures pursuant to Section 243a UGB (Austrian Commercial Code) are appropriate.

In our opinion, the management report is consistent with the financial statements. The disclosures pursuant to Section 243a UGB (Austrian Commercial Code) are appropriate.

Vienna, April 11, 2014  
KPMG Austria AG  
Wirtschaftsprüfungs- und Steuerberatungsgesellschaft

Wilhelm Kovsca  
(Austrian Chartered Accountant)

Wolfgang Höller  
(Austrian Chartered Accountant)

## **Publisher's details**

### **Owner and Publisher**

Concept, Layout, Production and Editorial  
Raiffeisen Centrobank AG  
A-1015 Vienna, Tegetthoffstrasse 1  
Phone +43-1-51520-0  
Fax: +43-1-513 43 96

### **Further Information**

Andrea Pelinka-Kinz  
Phone: +43-1-51520-614  
E-mail: pelinka-kinz@rcb.at